



TUTORING LAB

Wallace State Community College

Student Resource Center

Summer Hours and Location

HOURS OF OPERATION

Monday – Tuesday: 8:00 AM – 6:00 PM

Wednesday – Thursday: 8:00 AM – 4:00 PM

Friday: 8:00 AM – 2:00 PM




LOCATION & CONTACT INFORMATION

- We are located on the 8th floor of the James C. Bailey Center
- Front Desk Number: 256-352-7821




Who Are We?

- Free tutoring service that is open to **ALL** Wallace State students
- Provide tutoring in English, History, Math, Psychology, Science, and Speech
- Staff: peer tutors, mentor tutors, full-time tutor coordinators, and the director



What Students Can Expect

- No appointment necessary – come by anytime we are open
- Once you arrive, you will be greeted by our front desk personnel who will sign you in and assign you a tutor
- No time limits



Services Provided

Explain
Assignments

Assist with
Homework

Teach Study
Skills

Review
Assignments

Clarify
Unfamiliar
Concepts

Help Understand
Instructor
Feedback

Help Revise
Papers and
Projects

Review for exams,
midterms,
and finals

Other Services

- Computer Courtyard
- Students can use computers to do online work, type assignments, or get help in computer-based classes



Tutorial Lab - Oneonta Campus

Open

Monday, Wednesday, & Thursday: 8:00 AM – 3:00 PM

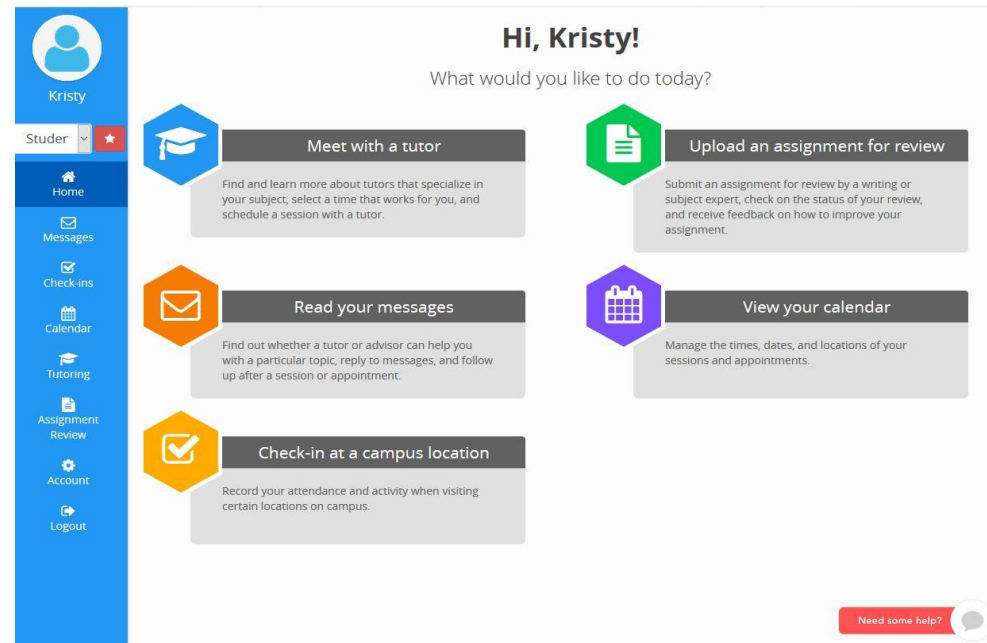
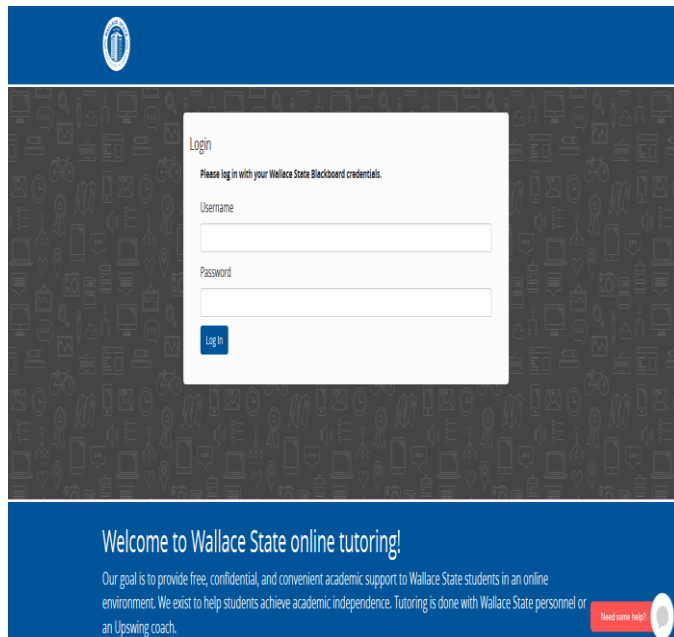
Tuesday: 8:00 AM – 4:00 PM

Room #112 in the downtown building



Online Tutoring

We offer both asynchronous (drop off a paper for review) and synchronous (live tutoring/chatting) tutoring.



Click these links to log on/get help
[https://wallacestate.upswing.io/
Getting Started with Upswing](https://wallacestate.upswing.io/Getting Started with Upswing)

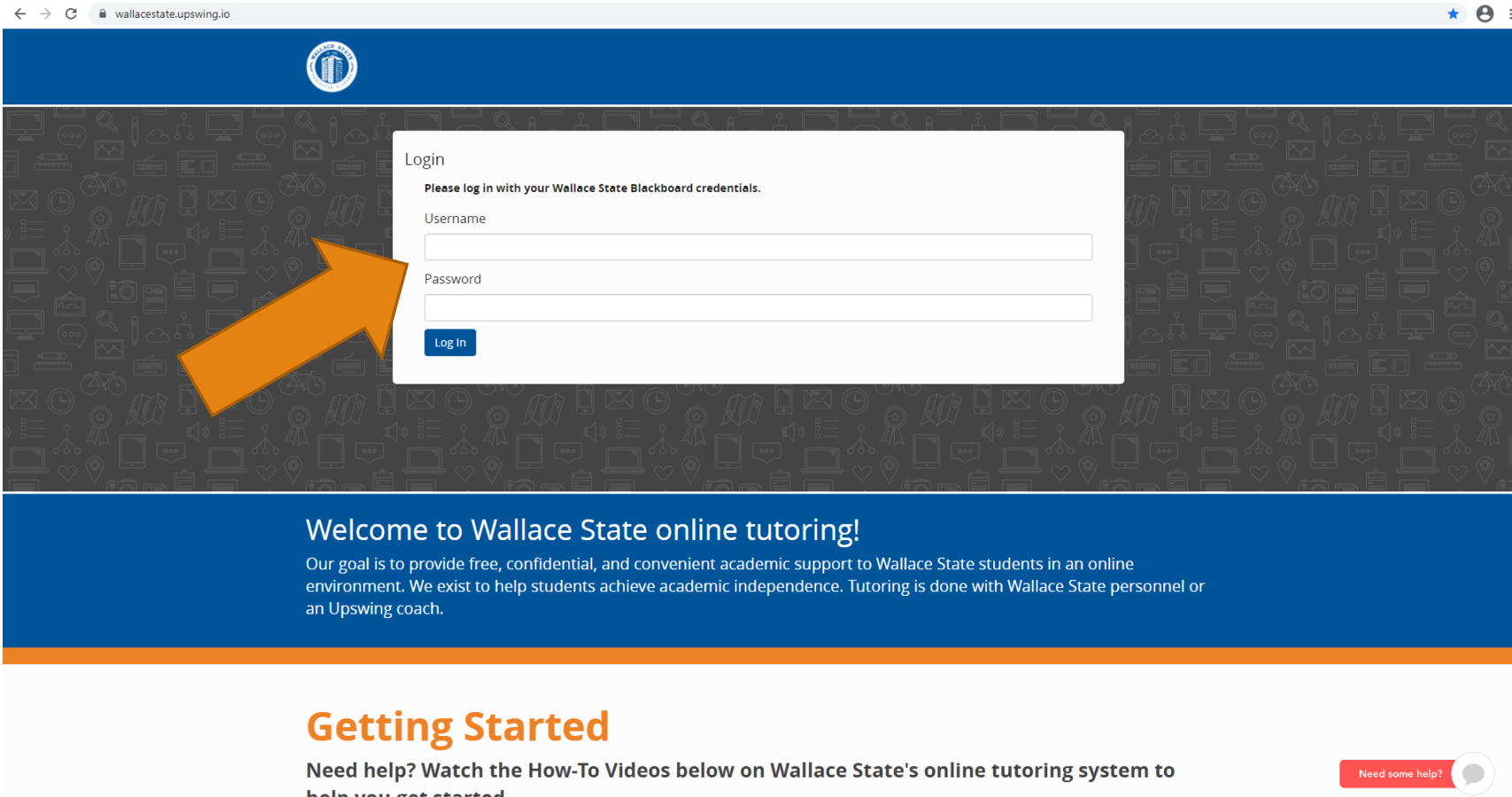
How to Access Upswing

Getting on Upswing


The screenshot shows a web browser window with the URL `wallacestate.upswing.io`. The page features a blue header with the Wallace State logo. Below the header is a dark grey area with a pattern of educational icons. A white login form is centered, containing the text "Login" and "Please log in with your Wallace State Blackboard credentials." It has two input fields for "Username" and "Password", and a blue "Log In" button. Below the login form is a blue banner with the text "Welcome to Wallace State online tutoring!" and a paragraph: "Our goal is to provide free, confidential, and convenient academic support to Wallace State students in an online environment. We exist to help students achieve academic independence. Tutoring is done with Wallace State personnel or an Upswing coach." At the bottom, there is a white section with the heading "Getting Started" in orange, followed by the text "Need help? Watch the How-To Videos below on Wallace State's online tutoring system to help you get started." and a red button that says "Need some help?" with a speech bubble icon.

Do a web search for
`wallacestate.upswing.io`

Getting on Upswing



← → ↻ wallacestate.upswing.io



Login

Please log in with your Wallace State Blackboard credentials.

Username

Password

[Log In](#)

Welcome to Wallace State online tutoring!

Our goal is to provide free, confidential, and convenient academic support to Wallace State students in an online environment. We exist to help students achieve academic independence. Tutoring is done with Wallace State personnel or an Upswing coach.

Getting Started

Need help? Watch the How-To Videos below on Wallace State's online tutoring system to help you get started.

[Need some help?](#)

Use your A# and Blackboard password to login

Getting on Upswing

The screenshot shows a user interface for a student named Daniel. On the left is a blue sidebar with navigation icons for Home, Messages, Check-ins, Calendar, Tutoring, Assignment Review, Account, and Logout. The main content area is light gray and features a greeting 'Hi, Daniel!' and the question 'What would you like to do today?'. Below this are six action cards, each with a colored icon and a description: 'Meet with a tutor' (blue graduation cap), 'Upload an assignment for review' (green document), 'Read your messages' (orange envelope), 'View your calendar' (purple envelope), and 'Check-in at a campus location' (yellow checkmark). A red 'Need some help?' button with a speech bubble icon is located at the bottom right of the main content area.

Hi, Daniel!
What would you like to do today?

- Meet with a tutor**
Find and learn more about tutors that specialize in your subject, select a time that works for you, and schedule a session with a tutor.
- Upload an assignment for review**
Submit an assignment for review, check on the status of your review, and receive feedback on how to improve your assignment.
- Read your messages**
Find out whether a tutor or advisor can help you with a particular topic, reply to messages, and follow up after a session or appointment.
- View your calendar**
Manage the times, dates, and locations of your sessions and appointments.
- Check-in at a campus location**
Record your attendance and activity when visiting certain locations on campus.

[Need some help?](#)

Welcome to
Upswing!

How to get a Paper Reviewed

How to get a Paper Reviewed

Hi, Kristy!
What would you like to do today?

- Meet with a tutor**
Find and learn more about tutors that specialize in your subject, select a time that works for you, and schedule a session with a tutor.
- Upload an assignment for review**
Submit an assignment for review by a writing or subject expert, check on the status of your review, and receive feedback on how to improve your assignment.
- Read your messages**
Find out whether a tutor or advisor can help you with a particular topic, reply to messages, and follow up after a session or appointment.
- View your calendar**
Manage the times, dates, and locations of your sessions and appointments.
- Check-in at a campus location**
Record your attendance and activity when visiting certain locations on campus.

Need some help?

On the home page, click **“Upload an assignment for review.”**

How to get a Paper Reviewed



Assignment Review

Need to submit an assignment, paper, or essay for review? Enter a title for your document and upload it using the instructions below. Your current and previous submissions are listed below on the right.

Submit an Assignment for Review

Subject*:
Please choose a subject ▼

Title*:
Enter Title Here

Paper line spacing*:
▼

Number of Pages (not including cover page)*:
▼

Main File Upload (Please select a subject first)*:
Browse... No file selected.

Supporting File(s) Upload (Please select a subject first):
Browse... No files selected.

Description*:
What are you supposed to do?

Reason*:
What do you need help with?

** required field*

Submit

Current Submissions

You currently have no work items.

Previous Submissions

Date: 04/30/2018 01:39 PM	Title: dinner with loved ones	View
Subject: Writing		
Date: 04/30/2018 09:44 AM	Title: dinner with loved ones	View
Subject: Writing		
Date: 04/24/2018 08:16 AM	Title: The Ultimate Gift Essay	View
Subject: Writing		

Fill in the appropriate information.

Once you hit submit, it will go in the **“current work”** folder.

In **72 hours or less**, it will be reviewed and returned. The paper will appear in the **“Previous Submissions”** folder when it is finished.

How to get a Paper Reviewed

Armstrong Comments 4_11_18 - Word

Upswing Essay Review
Powered by AskUp

Hi, [redacted] Thanks for sending your essay to Upswing. My name is Kristy I'm a Wallace State Tutor. In this review, I'll walk you through your **Hamlet Essay's strengths**, the areas that need more attention, and any other points that you requested with your submission.

[redacted]

Mrs. Haley Nix

English 102

April 5, 2018

Hamlet Essay

[redacted] Ophelia

In the play, *Hamlet*, the character Ophelia is Prince Hamlet's girlfriend and after Hamlet goes crazy and tries to kill Claudius, Polonius and the rest of her family disapprove of her relationship with Hamlet. After Hamlet accidentally stabbed Ophelia's Father **mistaking it for Claudius**, Ophelia starts to have a mental breakdown, **and which** ultimately leads to her death. In the **short story**, "Hamlet," the character Ophelia struggles with her love for Hamlet after he feels that Ophelia betrayed him, her family constantly tells her to leave Hamlet for he is just using you; and finally, Ophelia is not treated the same at her burial after everyone assumes she committed **suicide**.

Kristy Burkart
Because this is the name of a play, it needs to be in italics

Kristy Burkart
Can you think of a stronger title?

Kristy Burkart
This phrase needs to be offset by commas because it is interrupting the flow of the sentence, giving it more information. So, we put commas around it to show that. If I see any more like this, I will highlight it in yellow for you to revise.

Kristy Burkart
Read this out loud. Do you think you need "and" there or will "which" work?

Kristy Burkart
Play – not short story

Kristy Burkart
Let's talk about the thesis: I have read the entire paper, and this reads less like a character analysis of Ophelia and more of a summary of the play/somewhat of a characterization of Hamlet.

To analyze Ophelia's character, think about a word that describes her. What is her role in the play? What does she represent? Finish the sentence, "Ophelia is characterized as _____ in the play by/because/through _____."

Is she a victim of circumstance? A sweet, innocence and easily manipulated character?

Once your paper is completed, **download the attachment** by clicking **“activity”** in submission information to see the tutor's comments.

How to Make an Online Appointment

How to Make an Online Appointment

The screenshot shows a student dashboard for a user named Daniel. On the left is a blue navigation sidebar with icons for Home, Messages, Check-ins, Calendar, Tutoring, Assignment Review, Account, and Logout. The main content area is titled "Hi, Daniel!" and "What would you like to do today?". It features five action cards:

- Meet with a tutor** (blue graduation cap icon): Find and learn more about tutors that specialize in your subject, select a time that works for you, and schedule a session with a tutor. An orange arrow points to this card.
- Upload an assignment for review** (green document icon): Submit an assignment for review, check on the status of your review, and receive feedback on how to improve your assignment.
- Read your messages** (orange envelope icon): Find out whether a tutor or advisor can help you with a particular topic, reply to messages, and follow up after a session or appointment.
- View your calendar** (purple envelope icon): Manage the times, dates, and locations of your sessions and appointments.
- Check-in at a campus location** (yellow checkmark icon): Record your attendance and activity when visiting certain locations on campus.

At the bottom right of the dashboard is a red button labeled "Need some help?" with a speech bubble icon.

To schedule an appointment to chat with a tutor, click “Meet with a Tutor” on the homepage

Please try to **schedule appointments an hour or two in advance!** This ensures a much better chance of you getting time with a tutor.

How to Make an Online Appointment

The screenshot shows the 'Tutoring' section of a user interface. At the top left, there is a user profile for 'Daniel' and a 'Studer' dropdown menu. The main heading is 'Tutoring' with a subtext: 'Keep track of your upcoming sessions, and leave feedback on previous sessions. Need to schedule a session? Search for a coach or subject by using the search bar.' Below this is a search bar with the placeholder text 'Search for a subject or tutor!'. An orange arrow points to the search bar, which contains the text 'Search by Subject (Algebra) or Tutor (Mary Jones)'. A dropdown menu is open below the search bar, listing various subjects: MTH 080: Mathematics Laboratory, MTH 090: Basic Mathematics, MTH 098: Elementary Algebra, MTH 100: Intermediate College Algebra (highlighted), MTH 103: Introduction to Technical Mathematics, MTH 110: Finite Mathematics, MTH 112: Precalculus Algebra, MTH 113: Precalculus Trigonometry, MTH 116: Mathematical Applications, MTH 120: Calculus and Its Applications, and MTH 125: Calculus I. Below the search bar, there are sections for 'Tutoring Notifications' and 'Upcoming Sessions', both indicating that the user has no new notifications or sessions.

Search for the subject that you are needing help with by using the course abbreviation (e.g. ENG 101)

Then, select the Tutor that you would like to work with.

The screenshot shows the search results for 'MTH 100: Intermediate'. The search bar at the top right contains the text 'MTH 100: Intermediate'. Below the search bar, there is a filter section with a toggle switch for 'Filter results by date, time, type, and location to schedule a session.' and a text prompt: 'Connect with one of the coaches listed below. You can either schedule a session at a time that is convenient for you and your coach or receive immediate assistance if the tutor is online now.' To the left of the search results is a calendar for August 2020. The search results list two tutors: 'Jennifer Stanley' (Wallace State Tutor) and 'Ziya Ogron' (Upswing Tutor). An orange arrow points to Jennifer Stanley's profile. Each tutor profile includes a profile picture, name, star rating, and an 'About Me' section. Below each profile are buttons for 'Schedule', 'Message', and 'View Profile'.

How to Make an Online Appointment

The current week will then pop up and online location will be selected by default. Choose the day you wish to make an appointment on by clicking “select a time.”

The screenshot shows the user interface for scheduling an appointment with Jennifer Stanley, Wallace State Tutor. The interface includes a sidebar with navigation options (Home, Messages, Check-ins, Calendar, Tutoring, Assignment Review, Account, Logout) and a main area displaying the tutor's availability for August 2020. The 'Online' tab is selected, and the calendar shows availability for August 5th through 11th. A blue arrow points to the 'Online' tab, and another blue arrow points to the 'Select a time' button for Friday, August 7th.

Choose the subject, time, duration (30 minutes or hour), and upload the assignment sheet (if you have one).

The screenshot shows the user interface for scheduling an appointment with Jennifer Stanley, Wallace State Tutor. The interface includes a sidebar with navigation options (Home, Messages, Check-ins, Calendar, Tutoring, Assignment Review, Account, Logout) and a main area displaying the tutor's availability for August 2020. A modal window is open, titled "Schedule an online session with Jennifer Stanley". The modal contains the following fields: Subject (MTH 100: Intermediate Colleg...), Date (Aug 6, 2020), Time (8:00 AM), Duration (30 minutes), and Location (Virtual Learning Center (Online)). There is an "Upload Files +" button and a "Schedule" button. Blue arrows point to the Subject, Time, Duration, and Schedule buttons.

How to Make an Online Appointment

The screenshot shows a web browser window with the URL <https://wallacestate.upswing.io/up/dashboard/tutoring>. The page title is "Tutoring" and the user is logged in as "Daniel". The dashboard includes a search bar for subjects or tutors, a "Tutoring Notifications" section with a notification about an approved session, and an "Upcoming Sessions" section. The session details are: Subject: MTH 100: Intermediate College Algebra, Tutor: Devanada Reddy Yannam, When: Mar 13, 2018 6:00 AM, Where: Online, Duration: 1 hour, Status: Approved, and Uploaded Files: None. Below the session details are two buttons: "Cancel" and "Go to Room". An orange arrow points to the "Go to Room" button. There is also a "Leave Your Feedback" section and a "Need some help?" chat button at the bottom right.

When it is time for your appointment, go back to the “meet with a tutor” section on the homepage.

At the appointment time, a “**Go to the Room**” button will appear. Click on this to enter the appointment.

To cancel the appointment, click “cancel.”

How to Make an In-Person Appointment

How to Make an In-Person Appointment

Hi, Daniel!
What would you like to do today?

- Meet with a tutor**
Find and learn more about tutors that specialize in your subject, select a time that works for you, and schedule a session with a tutor.
- Upload an assignment for review**
Submit an assignment for review, check on the status of your review, and receive feedback on how to improve your assignment.
- Read your messages**
Find out whether a tutor or advisor can help you with a particular topic, reply to messages, and follow up after a session or appointment.
- View your calendar**
Manage the times, dates, and locations of your sessions and appointments.
- Check-in at a campus location**
Record your attendance and activity when visiting certain locations on campus.

Need some help?

To schedule an in-person appointment with a Wallace State Tutor, click “Meet with a Tutor” on the homepage

Please try to **schedule appointments an hour or two in advance!** This ensures a much better chance of you getting time with a tutor.

How to Make an In-Person Appointment

Tutoring
Keep track of your upcoming sessions, and leave feedback on previous sessions. Need to schedule a session? Search for a coach or subject by using the search bar.

Search for a subject or tutor!

Search by Subject (Algebra) or Tutor (Mary Jones)

- COM 100: Vocational Technical English I
- COM 103: Vocational Technical English II
- EGR 220: Engineering Mechanics-Statics
- ENG 092: Basic English I
- ENG 093: Basic English II
- ENG 101: English Composition I**
- ENG 102: English Composition II
- ENG 246: Creative Writing I
- ENG 247: Creative Writing II
- ENG 251: American Literature I
- ENG 252: American Literature II

Search for the subject that you are needing help with by using the course abbreviation (e.g. ENG 101)

Then, select the Wallace State Tutor that you would like to work with.

ENG 101: English Com

Filter results by date, time, type, and location to schedule a session.

Connect with one of the coaches listed below. You can either schedule a session at a time that is convenient for you and your coach or receive immediate assistance if the tutor is online now.

William Hasenbein

★★★★★
About Me:

Wallace State Community College Tutor

Schedule Message View Profile

How to Make an In-Person Appointment

The screenshot shows a user interface for a tutor named William Hasenbein, Wallace State Community College Tutor. The interface includes a navigation sidebar on the left with options like Home, Messages, Check-ins, Calendar, Tutoring, Assignment Review, Account, and Logout. The main content area displays the tutor's availability for December 2020. At the top, there are sections for Rating (5 stars) and Status (Offline). Below this is the 'Availability' section, which shows a calendar for December 2020. The calendar is currently set to 'In-person' sessions. For 'TODAY' (December 17, 2020), there is an available time slot from 9:15 AM to 4:30 PM in Hanceville. For 'FRIDAY' (December 18, 2020), there is an available time slot from 8:00 AM to 2:00 PM in Hanceville. For 'SATURDAY' (December 19, 2020) and 'SUNDAY' (December 20, 2020), the tutor is unavailable. Two orange arrows point to the 'In-person' option and the 'Select a time' button for the 9:15 AM - 4:30 PM slot on Thursday.

Next, select the In-person option and then choose the “Select a time” option on the day that you would like to meet

How to Make an In-Person Appointment

Schedule an **in-person** session with William Hasenbein

Subject: ENG 101: English Composition... ▾

Date: Dec 17, 2020

Time: 12:00 PM ▾

Duration: 30 minutes ▾

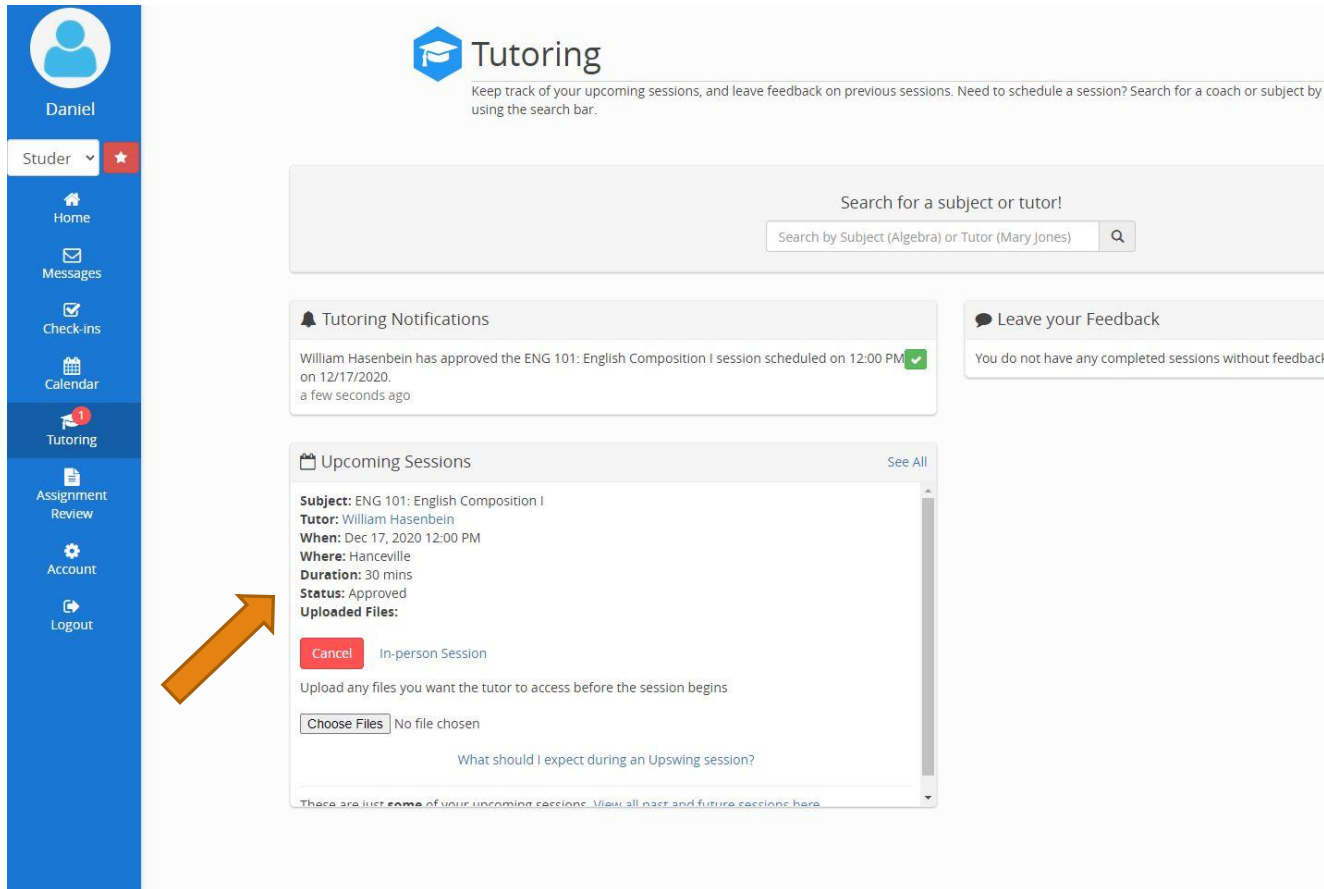
Location: Hanceville

Upload Files +

Schedule

Finally, choose the exact time you would like the appointment to occur and the duration of the appointment. Then, select the “Schedule” option.

How to Make an In-Person Appointment



The screenshot shows the Tutoring interface. On the left is a blue sidebar with navigation options: Daniel (profile), Studer (dropdown), Home, Messages, Check-ins, Calendar, Tutoring (highlighted with a red notification badge), Assignment Review, Account, and Logout. The main content area has a header with the Tutoring logo and a search bar. Below the search bar are two notification boxes: 'Tutoring Notifications' and 'Leave your Feedback'. The 'Upcoming Sessions' section is expanded, showing details for an 'ENG 101: English Composition I' session. An orange arrow points to the 'In-person Session' button in the modal.

Tutoring
Keep track of your upcoming sessions, and leave feedback on previous sessions. Need to schedule a session? Search for a coach or subject by using the search bar.

Search for a subject or tutor!
Search by Subject (Algebra) or Tutor (Mary Jones)

Tutoring Notifications
William Hasenbein has approved the ENG 101: English Composition I session scheduled on 12:00 PM on 12/17/2020. a few seconds ago

Leave your Feedback
You do not have any completed sessions without feedback!

Upcoming Sessions See All

Subject: ENG 101: English Composition I
Tutor: William Hasenbein
When: Dec 17, 2020 12:00 PM
Where: Hanceville
Duration: 30 mins
Status: Approved
Uploaded Files:

Cancel In-person Session

Upload any files you want the tutor to access before the session begins

Choose Files No file chosen

What should I expect during an Upswing session?

These are just some of your upcoming sessions. View all past and future sessions here

Your appointment will show up under the “Tutoring” tab. You can check whether the tutor has approved the appointment here.

Once your appointment has been approved, your next step will be to arrive at the tutorial lab about 5 minutes before your scheduled appointment time!

How to Make an Appointment

**You can also give us a call at 256-352-7821
to schedule an appointment.**

Come See Us Today



Got Questions?

Contact Daniel Young for Math & Science Tutoring: daniel.young@wallacestate.edu

Contact Jessica Robbins for English Tutoring: jessica.robbins@wallacestate.edu

